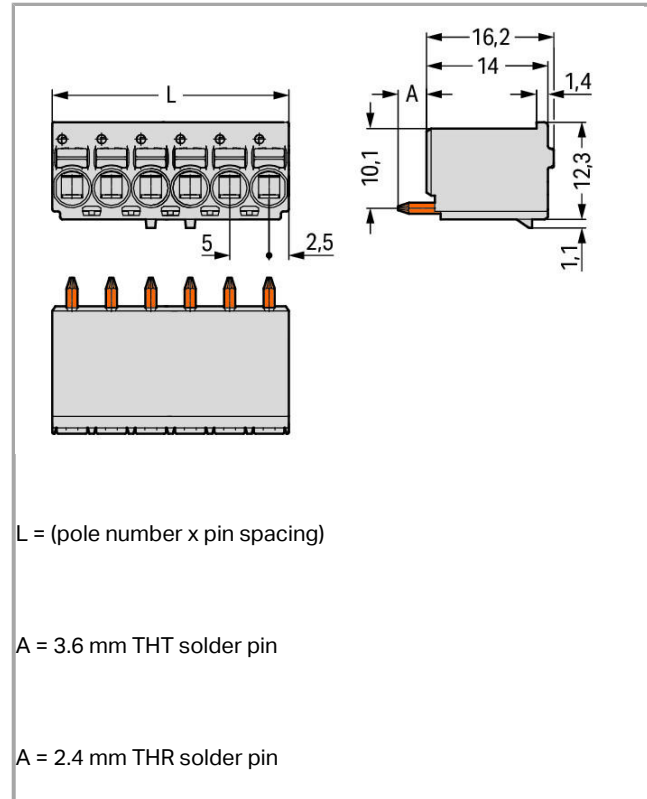



## Data sheet | Item number: 2092-1173/200-000

1-conductor THR female header; 1.4 mm Ø solder pin; straight; 2.5 mm<sup>2</sup>; Pin spacing 5 mm; 3-pole



2092-1173/200-000



RoHS  Compliant

[BOMcheck.net](https://www.bomcheck.net)

Color:

### Item description

- Universal connection for all conductor types
- Simple, push-in termination of solid and ferruled conductors
- Easy-to-use design does not require specialty tools
- Ability to wire while mated or unmated
- Integrated test ports for testing parallel to conductor entry
- Factory-installed, straight or angled solder pins allow horizontal or vertical mounting to the PCB

### Safety information 1:

The **picoMAX<sup>®</sup> pluggable connection system** is designed without breaking capacity for compliance with DIN EN 61984. When used as intended, MCS Connectors shall not be connected/disconnected when live or under load. The circuit design should ensure header pins, which can be touched, are not live when unmated.

## Data

## Electrical data

## Ratings per IEC/EN 60664-1

Rated voltage (III / 3)	250 V
Rated impulse voltage (III / 3)	4 kV
Rated voltage (III / 2)	320 V
Rated impulse voltage (III / 2)	4 kV
Rated voltage (II / 2)	630 V
Rated impulse voltage (II / 2)	4 kV
Rated current	16 A

## Approvals per UL 1059

Rated voltage UL (Use Group B)	300 V
Rated current UL (Use Group B)	15 A
Rated voltage UL (Use Group D)	300 V
Rated current UL (Use Group D)	10 A

## Connection data

Connection technology	Push-in CAGE CLAMP®
Actuation type	Push-button
Solid conductor	0.2 ... 2.5 mm <sup>2</sup> / 24 ... 12 AWG
Fine-stranded conductor	0.2 ... 2.5 mm <sup>2</sup> / 24 ... 12 AWG
Fine-stranded conductor with ferrule with plastic collar	0.25 ... 1.5 mm <sup>2</sup>
Fine-stranded conductor with ferrule without plastic collar	0.25 ... 2.5 mm <sup>2</sup>
Strip length	9 ... 10 mm / 0.35 ... 0.39 inch
Conductor entry angle to the PCB	90°
No. of poles	3
Total number of connection points	3
Total number of potentials	3
Number of connection types	1
Number of levels	1

## Geometrical Data

Pin spacing	5 mm / 0.197 inch
Width	15 mm / 0.591 inch
Height	16.2 mm / 0.638 inch
Depth	13.4 mm / 0.528 inch
Solder pin length	2.4 mm
Solder pin diameter	1.4 mm

## Plug connection

Contact type (pluggable connector)	Female connector/socket
Connector connection type	for PCBs
Mismating protection	No
Mating direction to the PCB	90°

## PCB contact

PCB contact	THR
-------------	-----

## Material Data

Color	light gray
Material group	I
Insulating material	Polyphthalamide (PPA GF)
Flammability class per UL94	V0
Clamping spring material	Chrome nickel spring steel (CrNi)
Contact material	Electrolytic copper (E <sub>Cu</sub> )
Contact plating	tin-plated
Fire load	0.065 MJ
Weight	3.301 g

## Environmental Requirements


Limit temperature range	-60 ... +100 °C
-------------------------	-----------------

## Commercial data




Country of origin	DE
GTIN	4050821395386
Customs Tariff No.	85366990990

## Approvals / Certificates

### Country specific Approvals


Logo	Approval	Additional Approval Text	Certificate name
	<b>CB</b> DEKRA Certification B.V.	IEC 61984	NL-49737
	<b>KEMA/KEUR</b> DEKRA Certification B.V.	IEC 61984	71-10226

### UL-Approvals

Logo	Approval	Additional Approval Text	Certificate name
	cURus Underwriters Laboratories Inc.	UL 1059	E45172
	UR Underwriters Laboratories Inc.	UL 1977	20170428-E45171
	UR Underwriters Laboratories Inc.	UL 1977	E45171

### Compatible products

#### tools

	<b>Item no.: 210-719</b> Operating tool with partially insulated shaft; Type 1, blade (2.5 x 0.4) mm	210-719
---	---	---------

#### check

	<b>Item no.: 735-500</b> Test pin; 1 mm Ø; with solder connection for test wire	735-500
--	--	---------

### Downloads

#### Documentation

#### Additional Information

pdf  
3.6 MB  
[Download](#)

### CAD/CAE - Smart Data

#### CAD data

3D Download 2092-1173/200-000	URL	<a href="#">Download</a>
-------------------------------	-----	--------------------------



Product family

picoMAX eCOM

Show all products from the family

Subject to changes.

---